

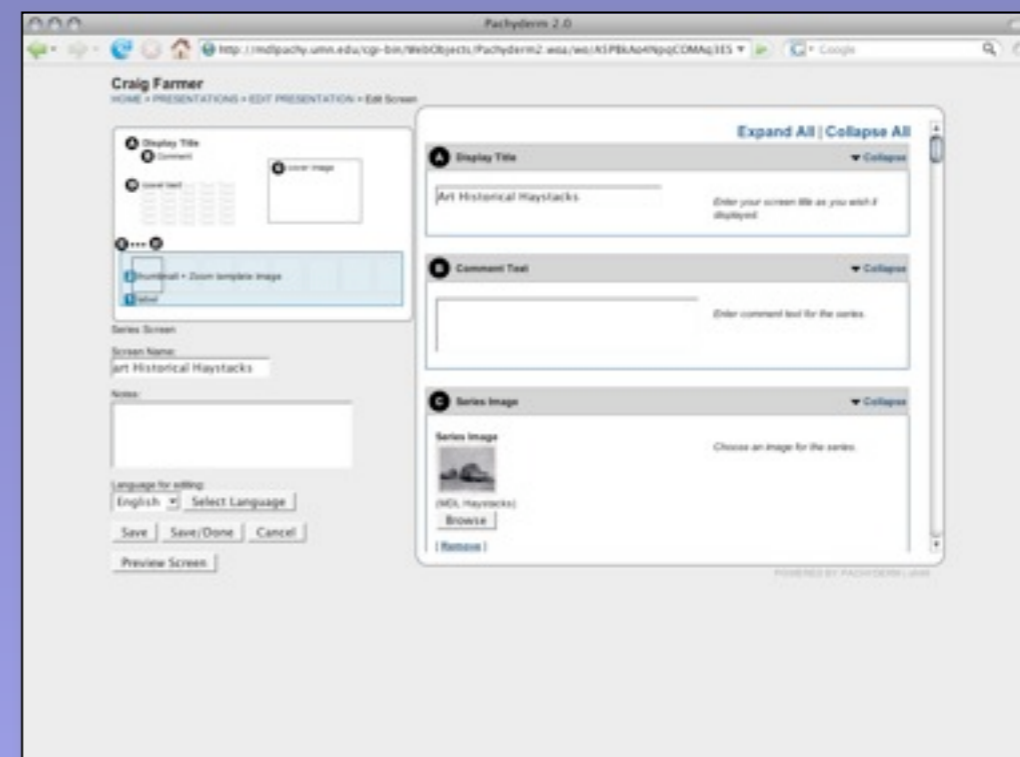


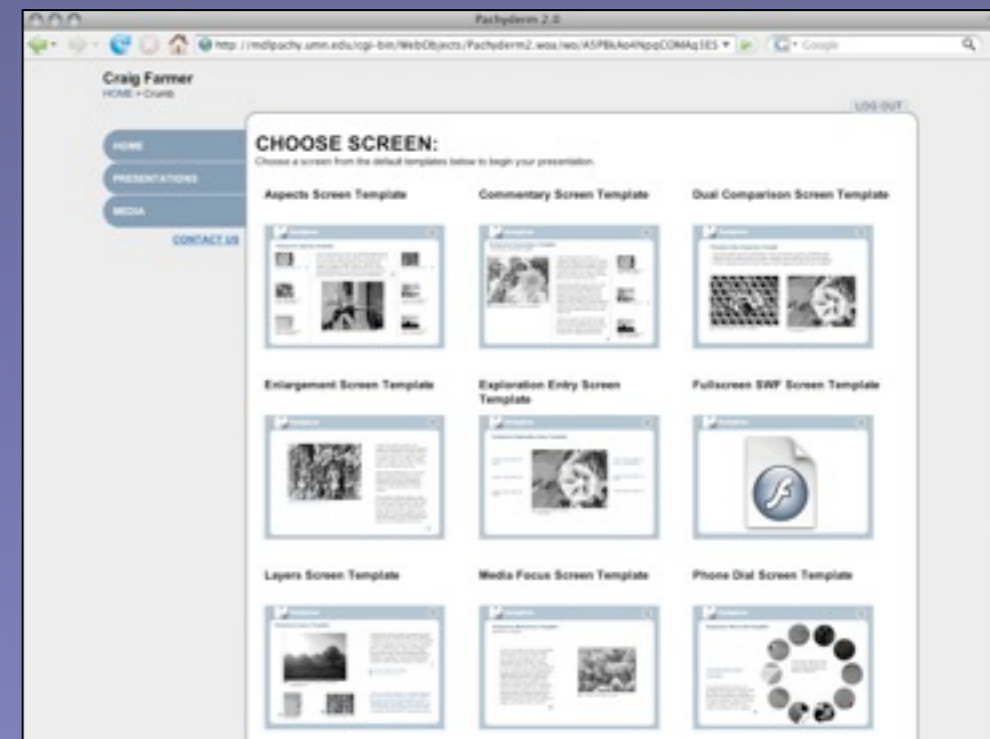

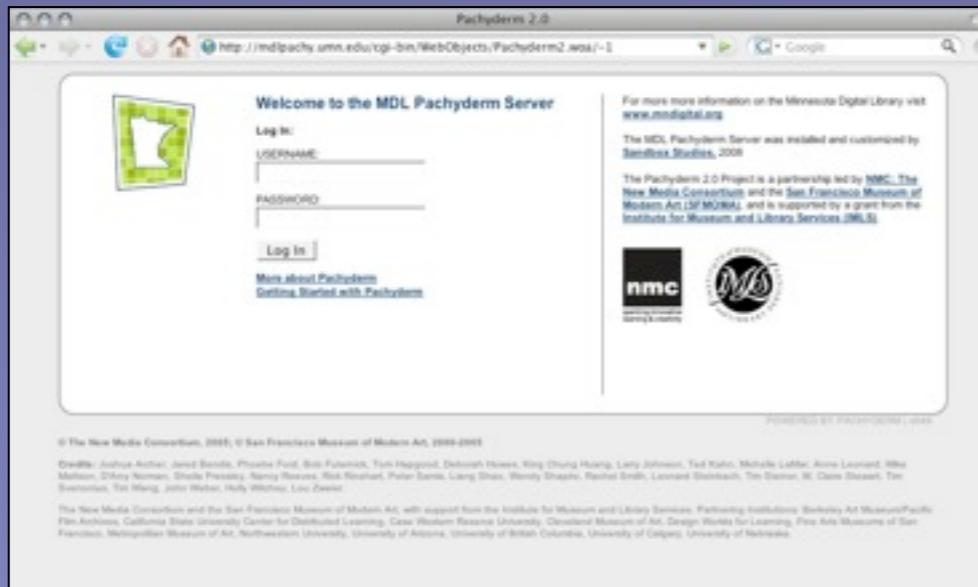
# Museum Open Source: Make or Break

## Pachyderm Retrospective

**Scott Sayre**

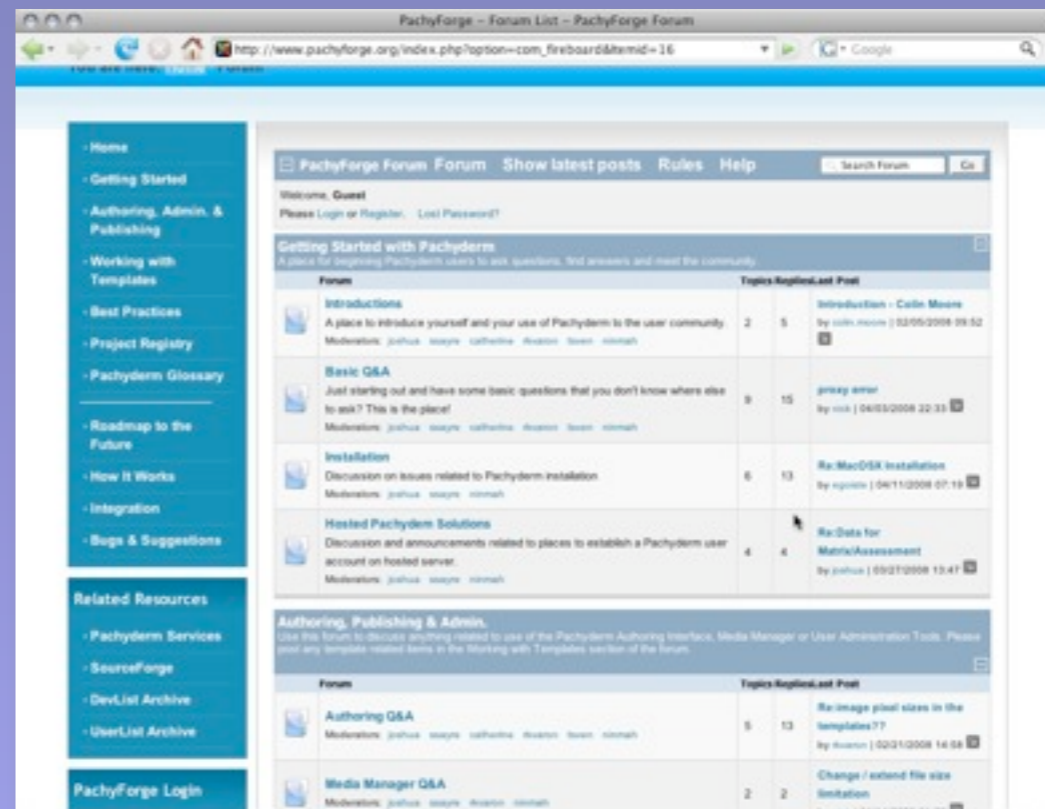
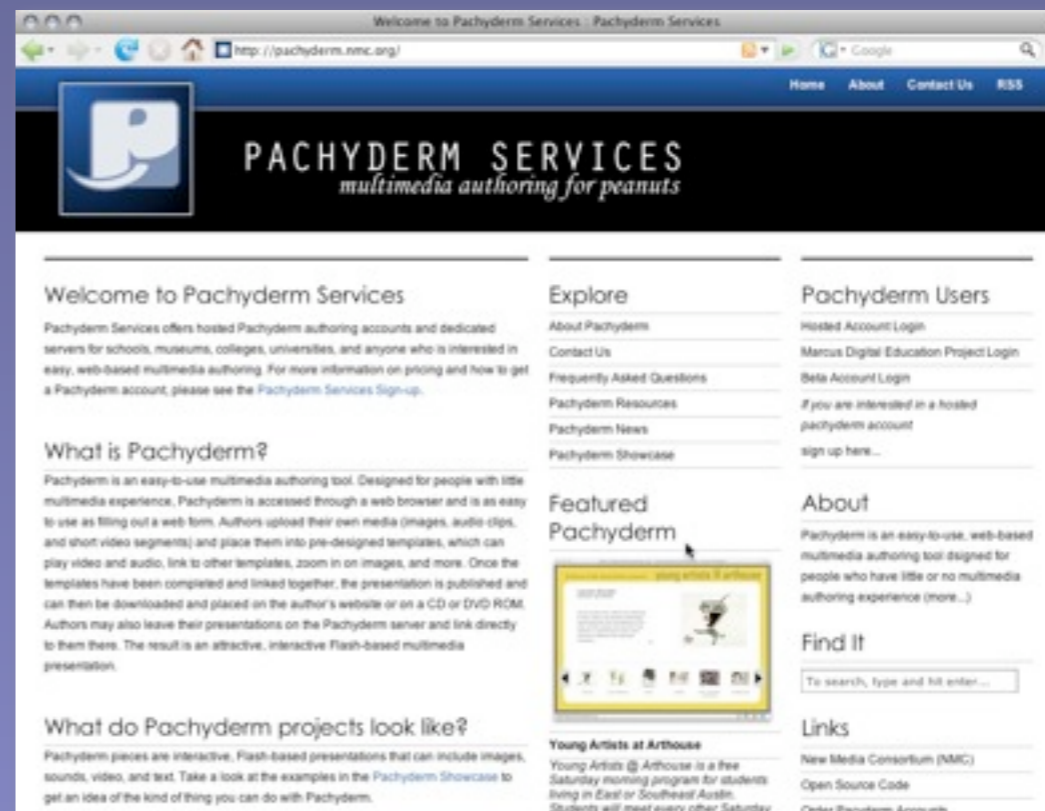

Chair, Pachyderm Governance Council

# Pachyderm at a Glance



# Pachyderm: A short history

- 1999 Successful single museum tool (SFMOMA)
- 2001 Interest from the field in access to the tool
- 2003 Grant to redesign as open source (Pachyderm 2.0)
- 2005 Pachyderm 2.0 released to open source
- 2007 Pachyderm 2.1 development begins
- 2009 Over 20 installed servers at museums and universities. 1000's of users worldwide.



## *Today's Face of Pachyderm*



# Key ingredients for successful open source software

1. Active communities
2. Support mechanisms
3. Documentation
4. Use of standards
5. Transitioning strategies

# Active Communities

- User Community
- Developer Community
  - Commercial
  - Non-commercial
- Administrative Community

# Support

- Financial/resources
- Communication mechanisms
- Technical
  - Commercial
  - Non-commercial
- Documentation

# Documentation

- Developer
  - Commented code
  - Forums
- End-User
  - Instructions
  - Help - forums
  - Training materials

# Standards

- Metadata
- Toolsets/components
- Integration/exchange
- Accessibility
- Etc.

# Transitioning

- Funding and supporting organizations
- Versions of software
  - Roadmap
  - Contribution of customization
- New developers

# A quick review of what to look for in open source software:

1. Active communities
2. Multiple support mechanisms
3. Quality, up-to-date documentation
4. Adoption of standards
5. Successful transitions

# Here we go again...

The screenshot shows the ArtsConnectEd website interface. At the top, there is a navigation bar with "Welcome, Guest!", "REGISTER", "SIGN IN", "HELP", and "FEEDBACK". Below this is the "artsconnected BETA" logo with the tagline "TOOLS FOR TEACHING THE ARTS". Navigation buttons for "ART FINDER" and "ART COLLECTOR" are visible, along with a link to "Sign in to create a set.".

The main content area features a "Welcome to the new ArtsConnectEd!" message. It describes the platform's capabilities: "Explore hundreds of new features in ArtsConnectEd. Search over 100,000 resources in the Art Finder, including works of art, texts, audio, video, and interactive resources. Save and customize items in the redesigned Art Collector. Comment, tag and rate everything! Start by clicking the button below." A prominent blue button labeled "START USING ART FINDER" is positioned below the text.

To the right, a graphic illustrates the workflow: "Search, refine, and choose the resources you need..." (ART FINDER) followed by "...save, combine, annotate and present your selections." (ART COLLECTOR). The ART FINDER section shows a grid of resource thumbnails, and the ART COLLECTOR section shows a larger view of a selected resource with a "save" button.

Below the main content, there is a "FEATURED SETS" section with two featured items: "Red Adventure" (a vibrant floral painting) and "Brushstrokes: the Form of Process" (an abstract painting with bold brushstrokes).

On the right side, there is a "Recent Activity" section with tabs for "Announcements", "Recent Activity", and "RSS Feeds". It displays a list of announcements, including "Minneapolis Institute of Arts Teacher Workshop: Visual Thinking Strategies" and "TRIO Institute 2009: Art, Identity and New Literacies". A "Read More" link is provided for the first announcement.